

PWT

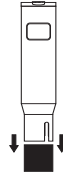
HI98308

Pure Water Tester
with Automatic Temperature
Compensation



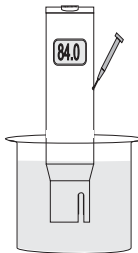
OPERATION:

- Remove the protective cap.
- Turn the **PWT** on.
- Immerse it in the solution to be tested without exceeding the maximum immersion level.
- Stir gently and wait for the reading to stabilize. **PWT** automatically compensates for temperature variations.
- The reading on display is directly expressed in $\mu\text{S}/\text{cm}$ unit.



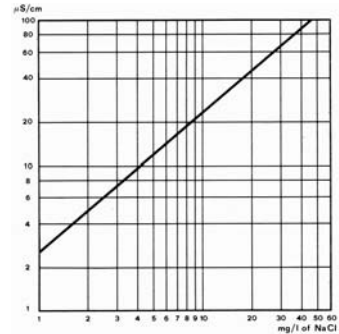
CALIBRATION:

- Immerse the **PWT** in the HI70033 calibration solution, without exceeding the maximum immersion level.
- Allow the reading to stabilize and with a small screwdriver turn the calibration trimmer until the display shows "84.0".



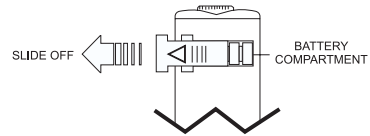
HOW TO USE THE CHART:

- The following diagram shows the relation between conductivity ($\mu\text{S}/\text{cm}$) and NaCl concentration (mg/L) of a watery solution.



BEPS AND BATTERY REPLACEMENT:

PWT is supplied with BEPS (Battery Error Preventing System) which avoids any erroneous reading due to low batteries level, by switching the meter off. To replace the batteries, slide off the battery compartment cover and replace all four 1.5V batteries while paying attention to their polarity.



Batteries should only be replaced in a nonhazardous area using the battery type specified in this instruction sheet.

ONE YEAR WARRANTY AND SERVICEABLE:

Covered by **one year** warranty against defects in workmanship and materials, this tester is now completely serviceable. Contact your dealer for further information.

The **PWT** is in compliance with the CE directives.

Visit our Internet Home Page:
<http://www.hannainst.com>

PWT

HI98308

Pure Water Tester
with Automatic Temperature
Compensation

SPECIFICATIONS:

RANGE	0.0 99.9 $\mu\text{S}/\text{cm}$
RESOLUTION	0.1 $\mu\text{S}/\text{cm}$
ACCURACY (@20°C/68°F)	$\pm 2\%$ f.s.
TYPICAL EMC DEVIATION	$\pm 2\%$ f.s.
CALIBRATION	Manual, at 1 point through trimmer
CAL. SOLUTION	HI70033 (84.0 $\mu\text{S}/\text{cm}$)
TEMPERATURE	0 to 50 C (32 to 122°F)
COMPENSATION	with $\beta=2\%$ / C typical
ENVIRONMENT	0 to 50 C (32 to 122 F); 95% RH not condensing
BATTERY TYPE	4 x 1.5V alkaline (included)
BATTERY LIFE	approx. 250 hours of continuous use
DIMENSIONS	175 x 41 x 23 mm (7.9 x 1.8 x 1")
WEIGHT	78 g (2.7 oz.)

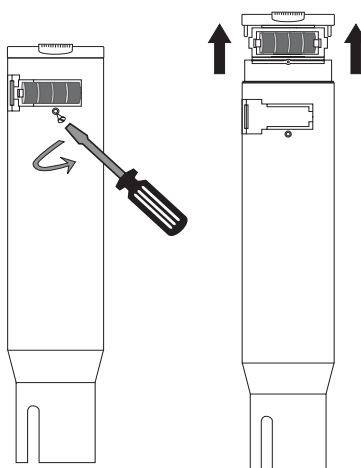
ACCESSORIES:

HI 70033P	84 $\mu\text{S}/\text{cm}$ calibration kit (25 x 20 mL sachets)
HI 7033M	84 $\mu\text{S}/\text{cm}$ calibration solution (230 mL bottle)
HI 73308	Probe for PWT
HI 731326	Calibration screwdriver (20 pcs)

ELECTRODE REPLACEMENT:

The electrode is built-in inside the plastic casing and can be easily replaced in the following way:

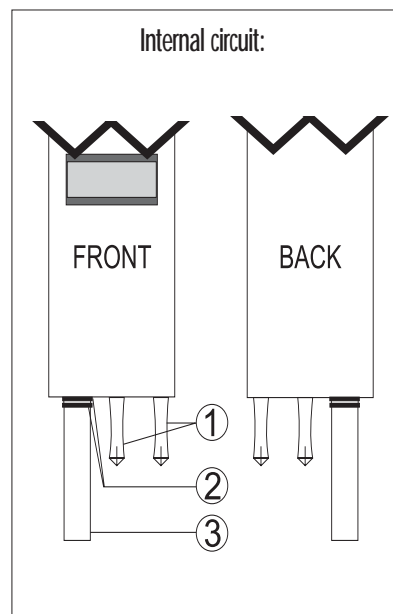
- Slide off the battery cover.
- Remove the screw on the back of the **PWT** located below the battery compartment and slide off the whole internal part of the tester.



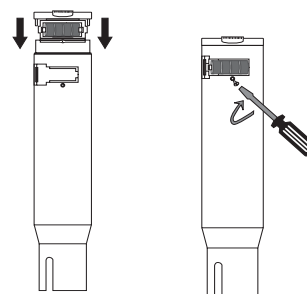
- Replace the built-in electrode with a new HI73308.

- Before reinserting the internal circuit into the new plastic casing, make sure the O-rings (2) of the temperature sensor (3) are properly seated (see drawing).

To avoid bending the connections to the conductivity sensors (1), do not apply excessive force while inserting the circuit. In case of any problem, reside and reinsert it.



- Fasten the screw on the back, below the battery compartment.



- Reinsert the battery compartment cover.

- Recalibrate the **PWT** before performing new measurements.